

Board of Directors

Orientation

November 29, 2018

Agenda



- Regional district services
- A bit of history about CSWM
- Financial Services
- Governing bylaws & policies
- Voting
- Comox Strathcona Waste Management
 - Service, plans, costs, rates, projects

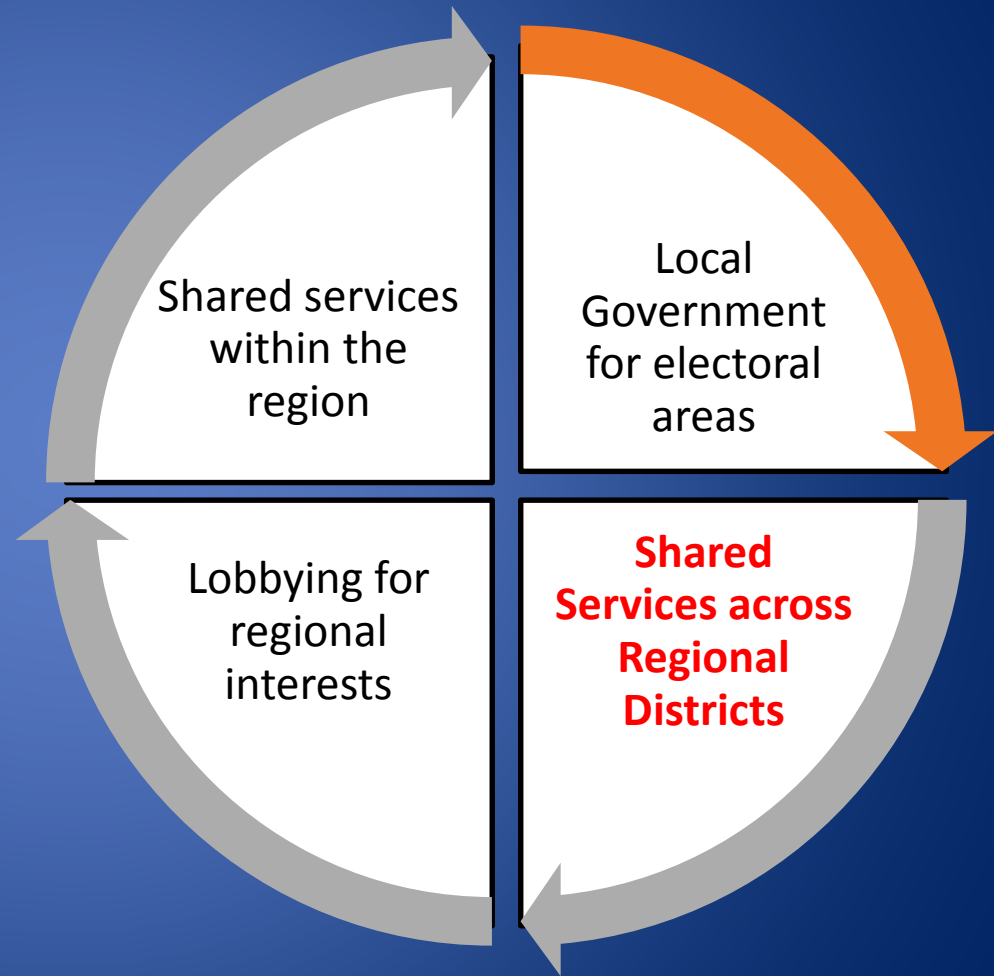
What is this Regional Service

Authority

- Created by the province by Letters Patent dated February 1, 2008
- *Local Government Act, Community Charter, service establishment bylaws*

Governance

- Unique in BC
- The CVRD board establishes governance policies
- Collaboration at root of specific practices



Challenges & Opportunities





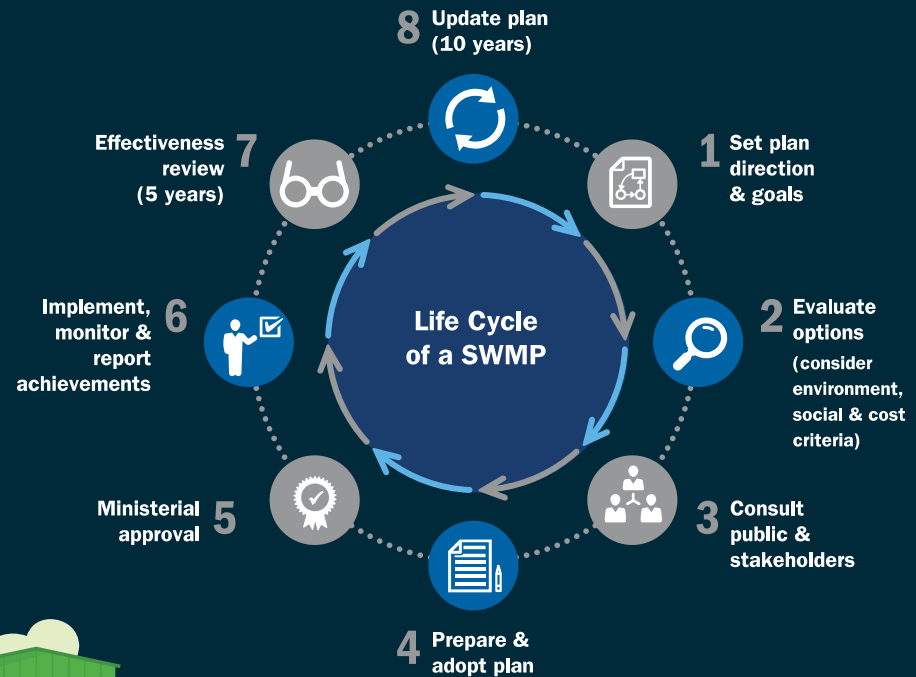
Solid Waste Management Plan

Mandated by *Ministry of Environment*

CSWM required by legislation to follow the plan

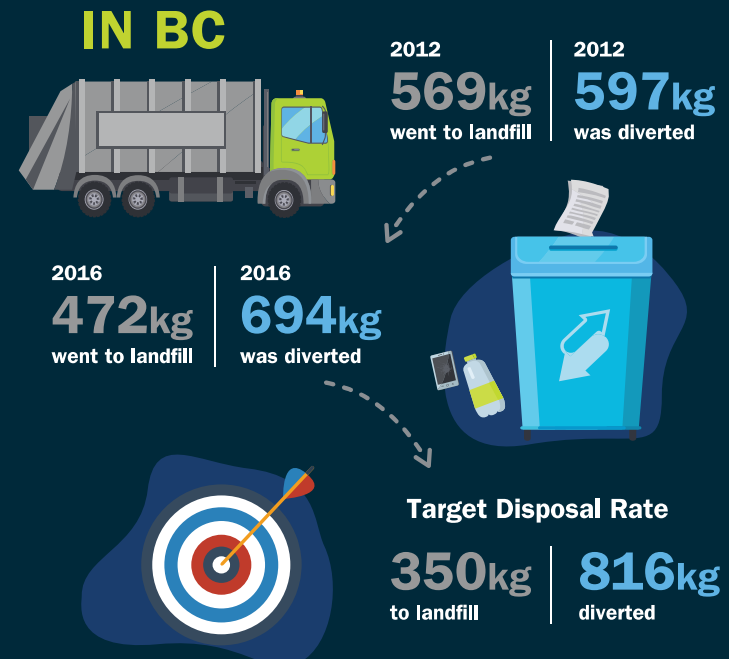
Provincial requirements:

- Promote Reduce, Reuse & Recycle principles of waste hierarchy
- Beneficial use of waste materials, manage residuals
- Polluter and user-pay approach
- Incentives for behaviour change
- Keep organics and recyclables out of landfill
- Promote zero waste and the circular economy



Diversion Rates

The average BC resident produces 1,166 kg per capita of waste per year





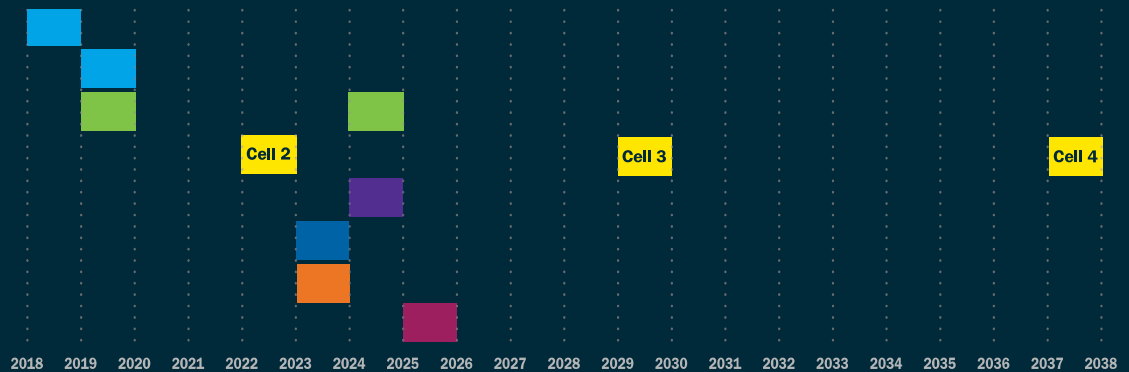
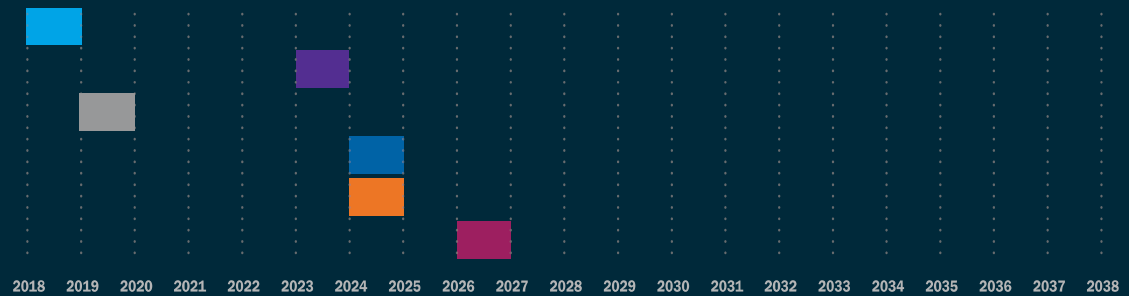
Capital Projects Timeline

Closures


- Comox Valley historical cell closure
- Campbell River landfill closure
- Cortes closure
- Zeballos landfill closure
- Tahsis landfill closure
- Gold River landfill closure

New Projects

- Comox Valley binwall extension
- Comox Valley water supply
- Regional organics facility
- Comox Valley new engineered landfill
- Campbell River transfer station
- Zeballos transfer station
- Tahsis transfer station
- Gold River transfer station




Capital Project Incurred Debt



Waste Disposal Costs (2018)



Neighboring regional districts



Corporate Financial Officer



- Financial Planning and Reporting
- Financial administration for CVRD, CSWM, NI911 & RHD
- Statutory deadlines:
 - Financial plan adoption by March 31, 2019
 - Financial planning deliberations at committee meetings - January through March
 - Annual financial reporting to Ministry by May 15, 2019, including audited financial statements

Procurement

Fair, open, transparent

- Delegation of Procurement Authority, Bylaw #510
- Procurement Policy
- Trade agreements such as:
 - Canadian Free Trade Agreement (federal)
 - New West Trade Partnership Agreement (BC, Alberta, Saskatchewan and Manitoba)

Governing Bylaws and Policies



- Bylaw No. 1 – procedure bylaw

- “Robert” does not rule
- Sample Agenda (staff report):

2018 ELECTIONS – BACKGROUND AND PARTNERSHIPS

Report dated May 2, 2018 regarding the 2018 elections and the requirements to conduct voting for Islands Trust and School District No. 71 for receipt.

Recommendation:

THAT the board approve a partnership with Islands Trust and School District No. 71 for conducting the 2018 local government elections.

- Five options: move, move with slight amendments, move a different motion, refer, not move / proceed to next agenda item
- Board correspondence policy



Voting Structure

- Population determines the weighted vote
- Every municipality and electoral area is designated one vote for every 1,500 in population
- Number of municipal directors on board determined by dividing number of votes by 5
- No municipal director is permitted more than five votes



Comox Strathcona Waste Management Voting Structure

Population 111,198 (2016 Census and Certified by Minister per Regulation)

Municipality / Electoral Area	Population *	No. of Directors	Voting Strength
City of Campbell River	33,465	5	23
City of Courtenay	25,599	4	18
Town of Comox	14,028	2	10
Village of Cumberland	3,753	1	3
Village of Gold River	1,212	1	1
Village of Sayward	311	1	1
Village of Tahsis	248	1	1
Village of Zeballos	107	1	1
Puntledge - Black Creek (CVRD Area C)	8,617	1	6
Lazo North (CVRD Area B)	7,317	1	5
Baynes Sound - Denman/Hornby Islands (CVRD Area A)	7,213	1	5
Oyster Bay - Buttle Lake (SRD Area D)	4,396	1	3
Discovery Islands - Mainland Inlets (SRD Area C)	2,578	1	2
Kyuquot - Sayward (SRD Area A)	1,255	1	1
Cortes Island (SRD Area B)	1,099	1	1
Totals	111,198	23	81

* population includes people residing on Indian Reserves and boundary extensions to December 31, 2016

Types of Voting

- Generally three types of voting at CSWM:
 - ✓ Corporate matters – all directors, 1 person/1 vote (section 208 of LGA)
 - ✓ Financial / contractual matters – all directors, weighted vote (section 210 of LGA)
 - ✓ Service-related matters – participating directors only, weighted vote (section 209 of LGA)

